

## CPSI Blended Learning Course

### Program Overview

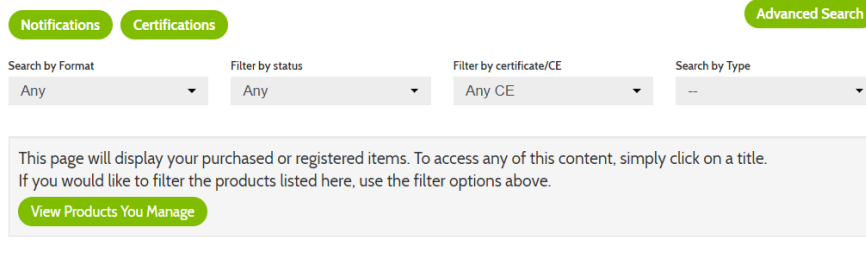
The CPSI Blended Learning Course will be a combination of the CPSI Online Learning Course, a CPSI virtual training session conducted by CPSI instructors through scheduled live training opportunities and the CPSI Computer-based examination offered at a professional testing site. Participants will receive CPSI Course Materials from Course Host.

### Accessing the Blended Learning Course

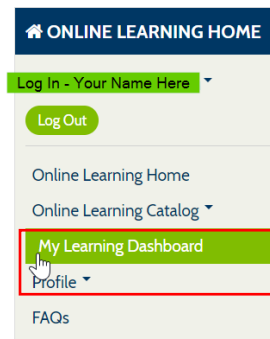
Once the course has reached the minimum number of participants needed, participants will receive an email with information to provide them access to the CPSI Online Learning Course and CPSI Virtual Learning Session. Participants will have access to this information on their learning dashboard when logged into NRPA: <http://learning.nrpa.org/my-dashboard>

Each participant may use their standard NRPA login and password to access their dashboard, if they have created one previously. If they have not, they will need to click on “Forgot password?” and enter the unique email address used for registration. They will then receive instructions for creating a login and password.

### My Dashboard



The screenshot shows the 'My Dashboard' interface. At the top, there are buttons for 'Notifications' and 'Certifications', and an 'Advanced Search' button. Below these are four filter dropdown menus: 'Search by Format' (Any), 'Filter by status' (Any), 'Filter by certificate/CE' (Any CE), and 'Search by Type' (--). A central message box states: 'This page will display your purchased or registered items. To access any of this content, simply click on a title. If you would like to filter the products listed here, use the filter options above.' Below the message is a 'View Products You Manage' button.



The screenshot shows the 'ONLINE LEARNING HOME' sidebar. It includes a 'Log In - Your Name Here' dropdown menu, a 'Log Out' button, and a list of links: 'Online Learning Home', 'Online Learning Catalog', 'My Learning Dashboard' (highlighted with a red box), 'Profile', and 'FAQs'.

**Internet browser requirements – Google Chrome or Internet Explorer**

## Blended Learning Course Overview

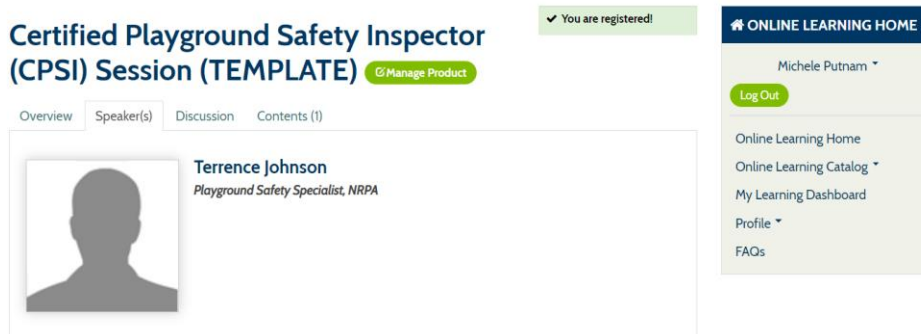
This tab provides the general session information and expectations.



## Speakers

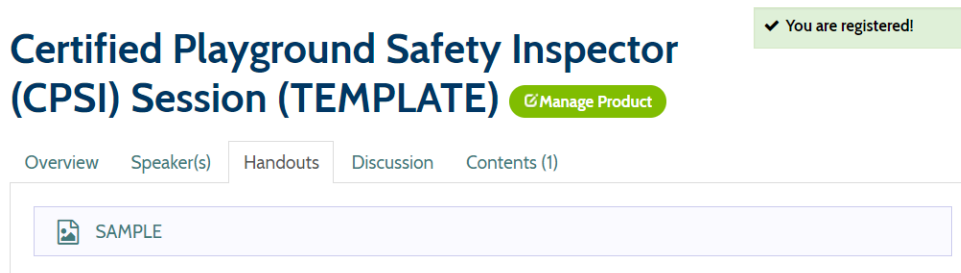
Instructor information can be found under the speaker's tab, along with information for Terrence Johnson, Playground Safety Manager. If a participant has any questions, please contact Terrence Johnson at [tjohnson@nrpa.org](mailto:tjohnson@nrpa.org)

Registrant view:



## Handouts

If the CPSI Instructor wishes to provide any handouts along with their lessons, they will be provided here.



## Discussion

After completing the CPSI Online Learning Course, participants are encouraged to leave 2-3 questions in the discussion area that they would like the CPSI Instructor to address in the virtual training session.

### Certified Playground Safety Inspector (CPSI) Session (TEMPLATE) [Manage Product](#)

✓ You are registered!

Overview Speaker(s) Handouts Discussion Contents (1)

B I U ↵ ↻ A [Image] [Image]

→ Submit Comment

Yes, I want to receive emails when anyone else posts a comment here.

## Contents

The “Contents” tab contains the blended learning course content. Participants will have access to the CPSI Online Learning Course and the CPSI Virtual Learning Session. Access to the online learning course will be provided for 180 days from registration, however **participants must complete the entire Online Learning Course at least 24 hours before the CPSI Virtual Session.**

Participants will be notified, by email, 1 week, 1 day and 1 hour before the CPSI Virtual Session. When the event becomes active (15 minutes prior to the start), participants will click the play button to access the content and will be taken to a new tab with the active Zoom meeting set up by the instructor. Participants should plan to login 15 minutes before the virtual session to allow for any technical difficulties and contact [tjohnson@nrpa.org](mailto:tjohnson@nrpa.org) immediately with any concerns.

The instructor will conduct the CPSI Virtual Learning Session through a 4-hour Zoom meeting. The Zoom meeting will not be recorded.

### Certified Playground Safety Inspector (CPSI) Session (TEMPLATE) [Manage Product](#)

Overview Speaker(s) Handouts Discussion Contents (1)

Key: Complete Next Failed Available Locked

**CPSI Virtual Session**  
05/18/2020 at 1:15 PM (EDT) | 240 minutes  
This is a Zoom Meeting. You are required to have your webcam active throughout the session to assure attendance throughout the course.

## Zoom Meeting Information

Please review the screen below to become acquainted with how a Zoom meeting works and how your screen will look. You may want to print this page as a quick reference guide for your meeting. Primary areas to focus on include the mute and stop video buttons on the bottom left, the participants and chat buttons that are bottom center and the gallery/speaker view in the upper right.

Participants are encouraged to type questions into the chat window while the Instructor is covering the material. Instructors will reference the questions periodically and before/after breaks.

### Zoom "Quick Reference Sheet" for Version: 4.6.10 (20041.0408)

9th April 2020

**Annotations:**

- Recording:** If you're Recording it indicates here
- Breakout Rooms:** Pop up messages in Breakout Rooms
- View:** Switch between 'Gallery View' or 'Speaker View'
- Participants:** View Participants
- Unmute:** 'Unmute' to speak. 'Mute' all other times for less 'noise' on call. (Long press Space Bar to briefly unmute)
- Stop Video:** 'Stop Video' if you don't want to be seen (in your pyjamas)
- Security:** New Security Function
- Participants:** Open Participant window. The Host can invite more people from inside Participant window
- Share Screen:** Click to share your screen, slides, music
- Chat:** Click to open the Chat window
- Record:** Record, Pause, Resume recording (Host)
- Reactions:** During Breakouts this message lets you know your time is almost up. You will automatically be moved back into the Main Room.
- Chat Controls:** 'Raise' your hand. Other features.
- Chat:** Ask questions or say hello
- Chat:** More Host Chat controls
- Chat:** Chat with 'Everyone' or specific people 'Privately'

**Footer:** cc 2020 James Bishop, [www.koru.hk](http://www.koru.hk) Inspired by: cc Kelvy Bird, [www.kelvybird.com](http://www.kelvybird.com)



## **CPSI Computer-based Examination**

One week before the CPSI Virtual Session, participant information will be sent to the professional testing company. Participants will then be sent an email with information on how to schedule their examination at a nearby testing facility and their expiration date (set for 90 days following entry into the professional testing company's database). Participants may schedule their examination based on their schedule and the testing company's schedule.

To find a testing site near you, please visit the professional testing website at <http://online.goamp.com/CandidateHome/displayTCList.aspx?pExamID=20879>